



16th International Conference on Urban Drainage, Delft, June, 2024



Interaction of micro-pollutants and micro-organism in a constructed wetland treating road runoff

M. Seidl^{1*}, J. Roux¹, N. Bousserhine¹, P. Branchu², P. Neveu³
M.C. Gromaire¹,

¹ LEESU Ecole des Ponts ParisTech / Univ Paris Est Créteil France

² CEREMA IDF TEAM France

³ STEA Ville de Paris



4.3b CSO treatment

Background

ICUD 2024 – Delft, session 4.3b – CSO treatment



Literature data

planted filters for runoff treatment

• ++

• + -

-

- -



- Water treatment efficiency (TSS, N, P, metals, PAH/THC) (Walaszek et al. 2018)
 - - Dissolved /particulate pollutants (LeFevre et al. 2015,
 - - Fate of **metallic** (Dechesne et al. 2004,)
 - - Fate of **organic** μ pollutants (PAH/THC...) (Leroy et al. 2015 ...)
 - - Process and operation (Molle et al. 2013, Branchu et al. 2018)
- Fate of trace elements and emerging organic μ pol (AP, BPA, ...)
 - Caracterization of microbial communities and their roles

3

Questions

• LIFE-ADSORB

- The main goal of the project is to implement and demonstrate the application of one innovative solution able to effectively reduce the pollutant loadings of rainwater runoff in a natural environment

Research (Universities)

- μ pol fate
- μ pol treatment processes
- Modelisation of processes
-

Operation (Ville de Paris)

- Management
- Treatment efficiency
- μ pol flux

Us

- μ pol fate accumulation and role of micro-organisms

4

Methodology

ICUD 2024 – Delft, session 4.3b – CSO treatment



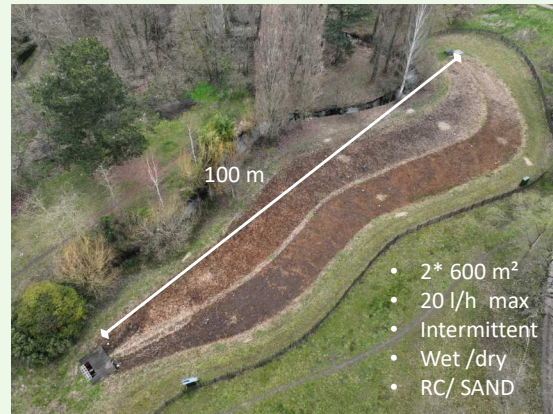

Runoff treatment



N
↑

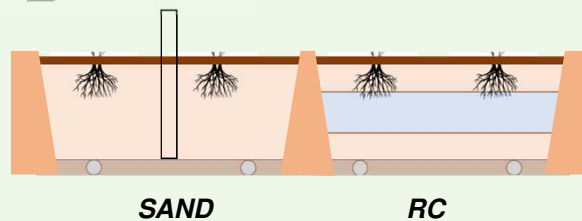
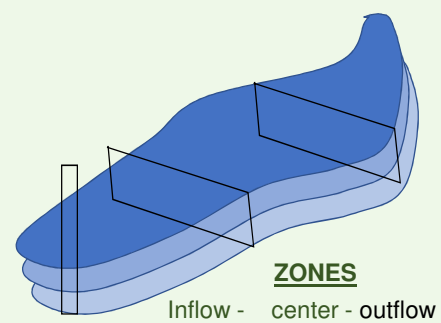
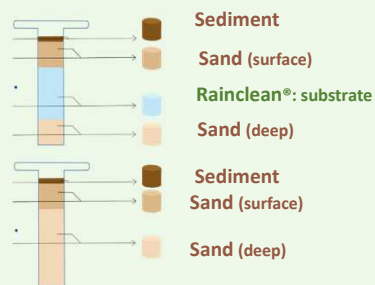


Wetland



7

Substrate core sampling



LAYERS

- "sediment"
- 10 cm sand
- 20 cm Rainclean™
- 10 cm sand

8

Substrate analysis

Physico-chemistry :

pH, CEC, particle size distribution,
TOC, N, CaCO₃ ...

Trace metals

Cd, Cr, Cu, Ni, Pb, Zn

Aqua regia + ICP-AES

Organic micropollutants

BPA , Alkylphenols (OP, NP), TC

Solvent extraction + GC-MS
or UPLC-MS-MS

Microbial communities

Abundance of bacteria and fungi (MNP)

Genetic diversity (Sequencing)

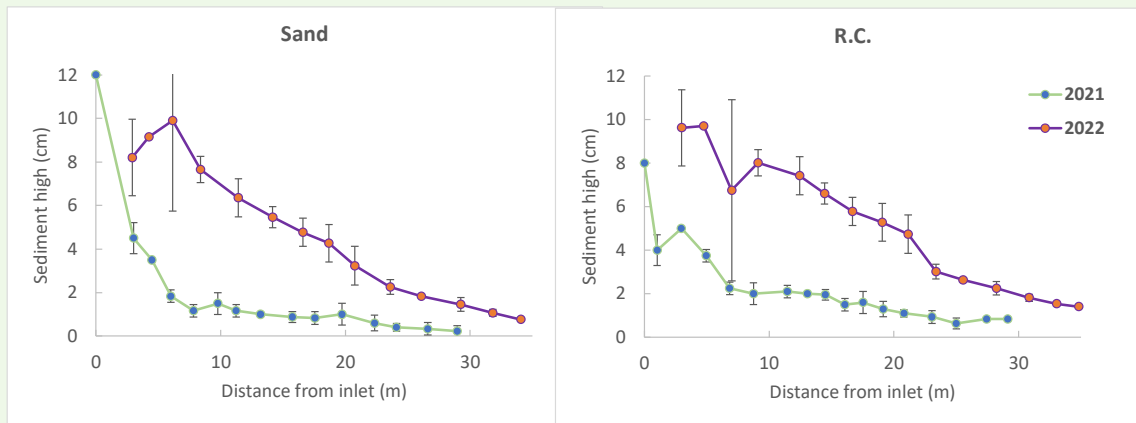
Functional diversity (Enzymatic assays /
EcoPlates)

9

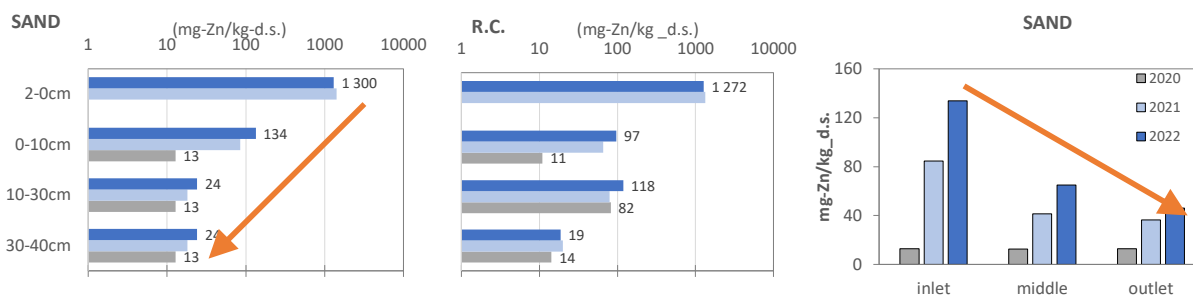
Results & discussion



S.S. retention



Increase of μ -pollutant concentration



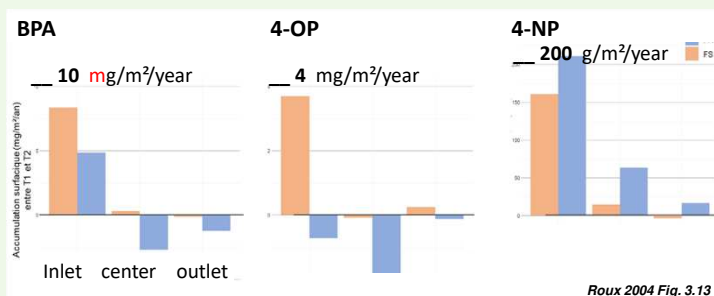
(mg/kg)		Cd	Cr	Cu	Ni	Pb	Zn
SEDIMENT	T2	1,65	83,2	574	35,1	222	1300
SAND	T0	0,036	9,42	2,93	10,5	5,05	12,9
RC	T0	0,125	24	47,5	29,8	9,1	77,9

Trace metals enrichment

Enrichment 2 years based on g/m3						
SAND	Cd	Cr	Cu	Ni	Pb	Zn
INLET	3,5	1,7	9,4	1,3	2,7	6,2
CENTER	1,5	1,4	3,1	1,7	1,1	2,5
OUTLET	1,5	1,2	2,6	1,3	1,1	2,0
Surface	3,1	1,6	9,8	1,3	2,5	6,7
Medium	1,4	1,2	2,0	2,0	0,9	1,7
Depth	1,4	1,2	2,0	1,4	0,9	1,7
RC	Cd	Cr	Cu	Ni	Pb	Zn
INLET	4,0	1,9	6,1	1,2	4,2	5,2
CENTER	1,8	1,3	2,6	1,2	1,6	2,0
OUTLET	1,6	1,7	2,9	1,6	1,6	2,1
Surface	2,4	1,0	6,4	0,9	2,1	4,4
Medium	2,1	1,8	2,5	1,7	2,0	1,9
Depth	1,0	1,2	1,5	1,1	1,0	1,2

13

Organic μ pol accumulation (g/m²/y)



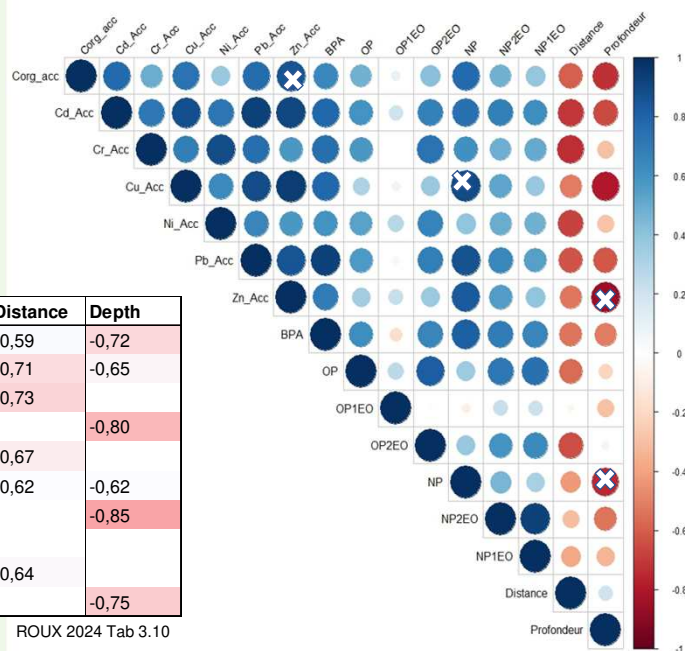
SAND	BPA	4-OP	4-NP
Surface	0,8	1,1	5,7
Medium	0,1	0,4	0,1
Depth	0,1	0,4	0,1
INLET	0,5	1,4	4,0
CENTER	0,3	0,1	1,3
OUTLET	0,2	0,4	0,5
RC	BPA	4-OP	4-NP
Surface	1,5	0,4	7,2
Medium	1,1	0,1	9,5
Depth	0,3	0,3	0,6
INLET	1,1	0,3	7,8
CENTER	0,7	0,3	4,0
OUTLET	1,1	0,2	5,4

14

Co relations

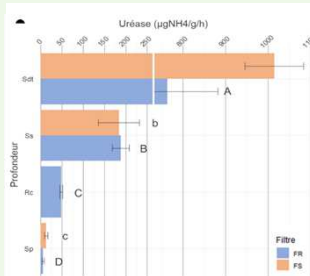
COEFF	Corg_acc	Distance	Depth
Corg		-0,59	-0,72
Cd	0,78	-0,71	-0,65
Cr		-0,73	
Cu	0,73		-0,80
Ni		-0,67	
Pb	0,77	-0,62	-0,62
Zn	0,85		-0,85
BPA	0,64		
OP2EO		-0,64	
NP	0,77		-0,75

ROUX 2024 Tab 3.10

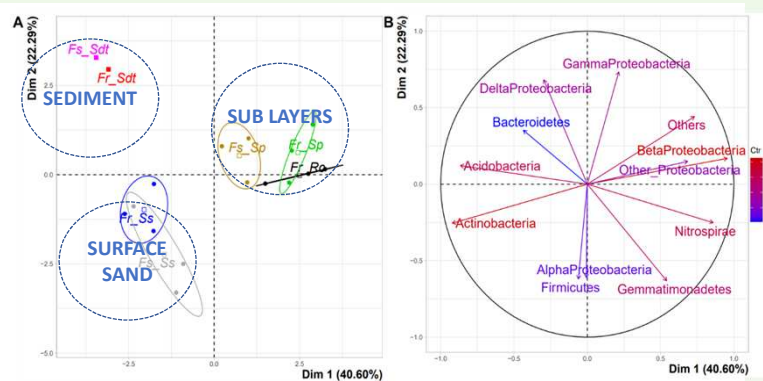


15

microbial activity and diversity

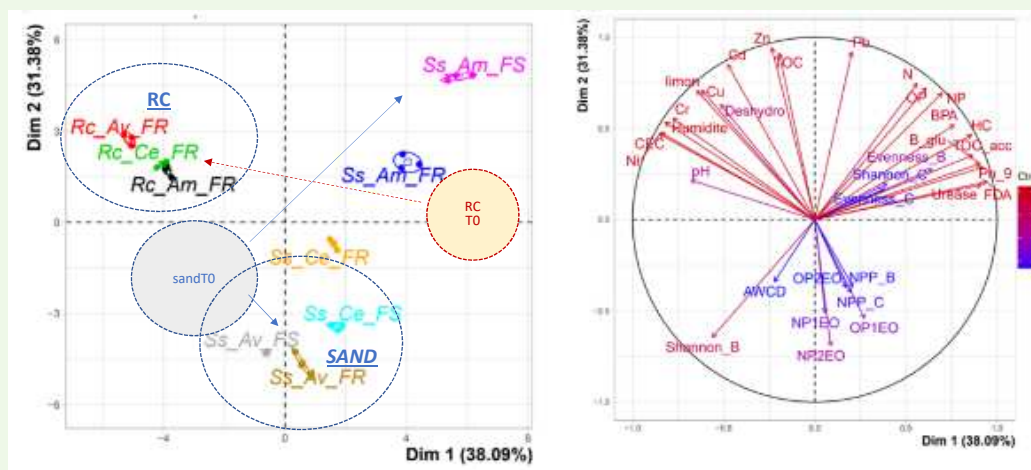


	DT50 (d)
P-sand_NP	4.35
P-RC_NP	2.55
sand_NP	15.63
RC_NP	5.11



16

Microbial accumulation evolution



17

« Application »

- Wetland management

	Cd	Cr	Cu	Ni	Pb	Zn
SAND, outlet	29 - 2035	53 - 538	9 - 43	8 - 132	18 - 387	10 - 39
RC, outlet	8 - 492	4 - 32	1 - 7	1 - 13	6 - 93	3 - 12

Composé	REED wetland	Norme NF U 44-051	Ecolabel europe
Cd (mg/kg)	0,025	3	1
Cr (mg/kg)	0,41	120	100
Cu (mg/kg)	4,63	300	200
Ni (mg/kg)	0,46	60	40
Pb (mg/kg)	0,69	180	100
Zn (mg/kg)	49,2	600	300
Fluoranthène (mg/kg)	0,1	-	4
Benzo(b)fluora (mg/kg)	0,1	-	2,5
Benzo(a)pyrène (mg/kg)	0,1	-	1,5

18

Conclusions

ICUD 2024 – Delft, session 4.3b – CSO treatment



Conclusions

Accumulation

Metals: mostly accumulation and some losses = **Leaching ?**

Organic MPs: losses except NP in transect zone 1 = **Biodegradation ?**

Substrate

Sediment: 1% volume 35-45% contribution

Rainclean: retention capacities not (yet) demonstrated

Mass balance

Sand > R.C. for Metals ; opposite for Organic μ pol

→ Water data needed

μ -pollutant fate

The reedbed filter showed a pollution distribution according to its hydraulic functioning, a horizontal and vertical pollutant pattern according to flooding and infiltration processes. The main fraction of the pollutant is today retained in the first 40 % of the filter. Some mobile micro pollutants like Ni and Cr were better retained in the outlet zone by a specific adsorbing layer. Among the organic micro pollutants studied BPA and OP did not accumulate, but NP did. Globally the Rainclean® containing filter did slightly better than the sand filter. The bacteria followed the suspended solid deposition pattern, enriching the original substrate. First indications appeared linking specific pollutant and bacterial phyla.

